


## A/D Board

# AL8xGTE-3

- PCI Express Bus Interface
- 8 bit Resolution · 125 mV to 2V input range ·
- Oscilloscope Software
- Configurable as 1 Channel @3 GHz or 2 Channels @ 3 GHz
- Software Development Kit C/C++, C# and VB



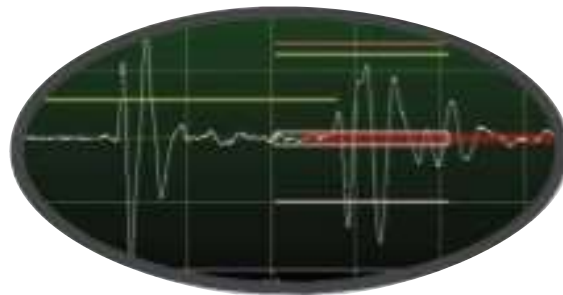
**AL8xGTE-3** is a single-channel, high resolution, 8 bit 3GS/s PCI Express Digitizer board supporting the PCI Express x1 bus. Onboard memory options range from 512M samples to 2G samples Memory operation allows acquisition to continue while data is being transferred to the PC.

The **AL8xGTE-3** digitizer utilizes 8-bit ADC to digitize the input signals. The sampling rate ranges from 3GS/s to 250 KS/s. The acquisition is capable of being triggered by software, BNC, Quadrature encoder input, or internal TTL connection. Acquisition can consist of multiple data records; each record is the result of a trigger event. Records can have both pre-trigger and post-trigger data.

The **AL8xGTE-3** KIT Includes a sample application that allows users to immediately begin data acquisition. Integration of the AL8xGTe-3 into customer specific software is simplified by a Windows based software development kit that is included at no additional charge. The SDK includes support of C# or C/C++ and VB for Windows.

## About AL8xGTE-3

- Acquisition system is capable of being re-armed by hardware within 1uS of the previous trigger.
- ✓ Up to 2 Billion samples of on-board acquisition memory
- ✓ Dual Ported Memory Architecture for simultaneous collection and processing/download.
- ✓ Trigger Input/Output Connector
- ✓ Optional External Clock Connector
- ✓ Multiple Trigger Modes




## GET IN TOUCH

## Acquisition System

Resolution	8 bits
Bandwidth	DC to 1000 MHz
Number of channels	1 channel @ 3 GHz or 2 Channels @ 1.5 GHz
Maximum Sample Rate	12 GHz in 1 channel mode
Minimum Sample Rate	250 GHz
Full Scale Input ranges	125 mV, 250 mV, 500 mV, 1V, 2V software selectable
DC accuracy	±5% of full scale in all input ranges
Input coupling	DC
Input impedance	50 Ohms
Input protection	50 Ohms +/- 5V

## IO Connectors

BNC: CH A  
BNC: CH B (used in 2 channel config.)  
BNC: TRIG IN/TRIG OUT  
BNC: Clock



## Time Base

Internal Clock  
External Reference Clock

## Computer Requirements

### Power Requirements

+ 5V 3.5 A; + 3.3V 2.4 A; + 12V .01A; - 12V .01A

### Physical Dimensions

Single slot PCI Express card (4.25 inches x 9.375 inches); Weight 210g

### Environmental

Operating temperature 0 to 55 °C; Storage temperature - 20 to 70 °C;  
Relative humidity 5 to 95%, non condensing